
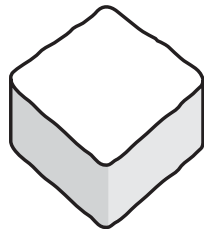


Royal Castlescape



Dimensions



Size(s):

9 3/8 x 9 3/8 x 2 3/8

Stones/cube: 160

Square Foot/Cube: 98

Stones per square foot: 1.64

Thickness: 2 3/8 (6cm)

Weight: 25lbs. per sq. ft. (appx.)

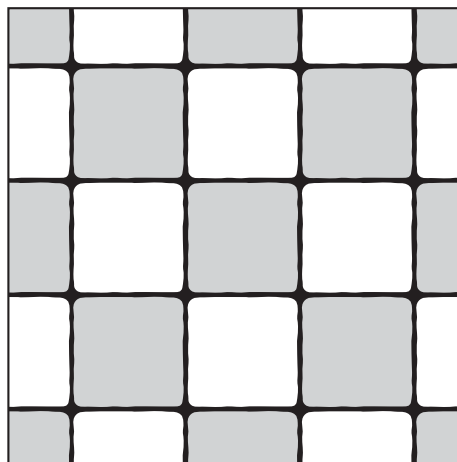
Designed to meet ASTM C-936 specifications

Applications


Commercial/ Industrial	Residential
Parking Lots	Driveways
Streetscapes	Patios
Street Entrances	Pool Decks
Ports	Sidewalks
Medians	Steps, Risers
Crosswalks	
Vehicle Showrooms	

Installation Patterns


Checkerboard




Diamond 45°



Running Bond




Royal Castle/Grand Castle Random



Due to variable physical properties of the ingredients used to make concrete pavers, color or shade variations may occur.

1735 SE Federal Highway
Stuart, FL 34994
Ph. 772.223.7287 Fx. 772.223.7227



U.S. PAVERSCAPE®
Manufacturer of Fine Quality Concrete Paver Brick, Tile and Slabs

“Custom Production Is Our Standard”